

The City University of New York



Statistical Profile of Italian-Americans in Nassau County: Socio-Demographics, and Educational Achievement Level

Dr. Joseph V. Scelsa
Director

Dr. Vincenzo Milione
Assistant Director
for Research and Education

Assisted by
Carmine Pizzirusso
and
John Virdone

July 1992

©John D. Calandra Italian American Institute



The City University of New York

The John D. Calandra Italian American Institute
 Graduate Center
 25 West 43 Street
 New York, N.Y. 10036
 (212) 642-2094

Demographics of Italian-Americans in Nassau County

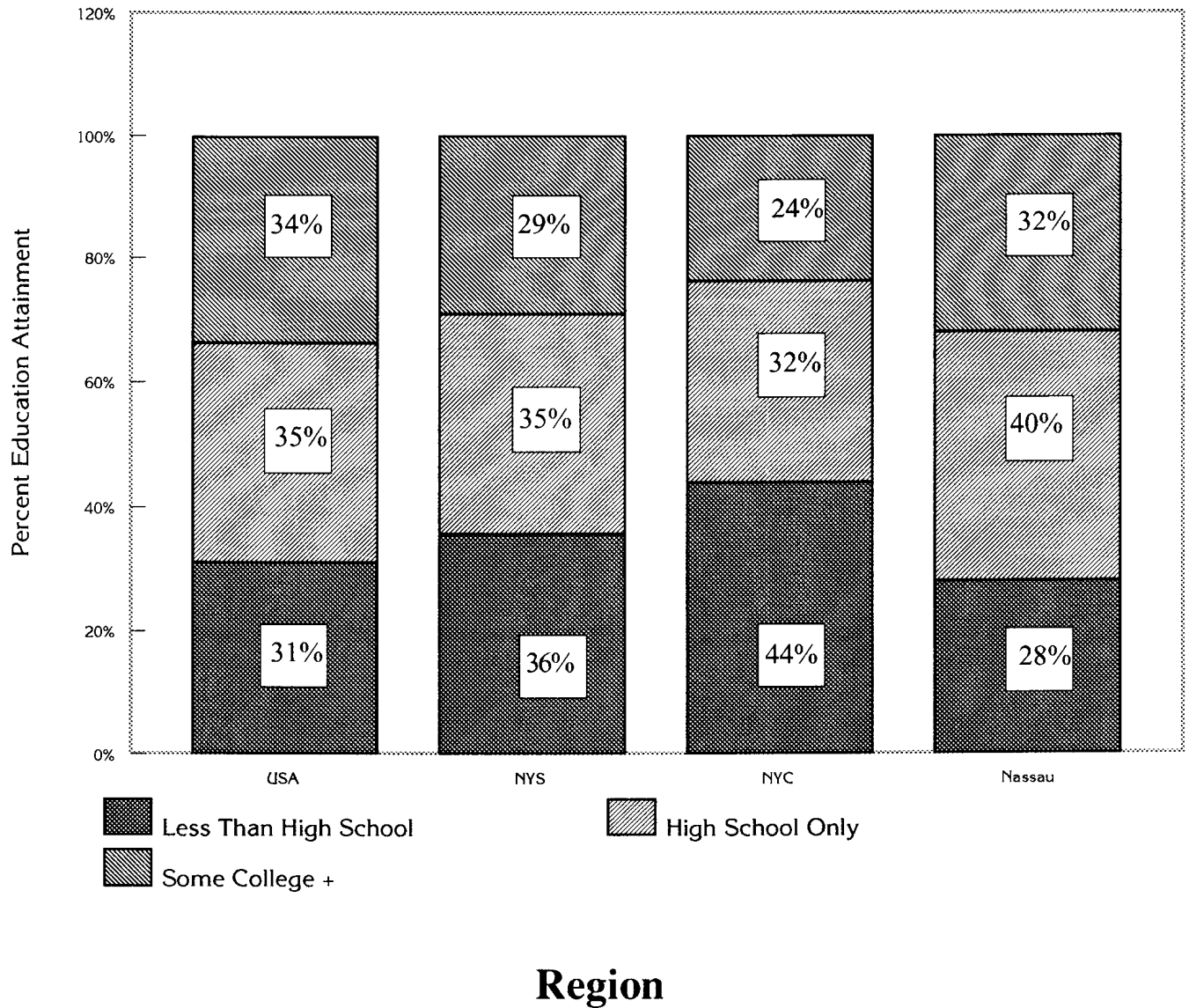
| | Number of Italian-Americans | % Within Total Italian-Americans | % Italian-Americans in Total Nassau County |
|-------------------------------------|--------------------------------|-------------------------------------|-----------------------------------------------|
| Population | | | |
| Italian-Americans | 304,020 | 100% | 23% |
| U.S. Citizenship | | | |
| Non-Citizen | 5,880 | 2% | 13% |
| Citizen | 298,140 | 98% | 23% |
| Veteran | 41,400 | 14% | 21% |
| Family | | | |
| Females | 152,720 | 50% | 22% |
| Marital Status | | | |
| Married | 140,020 | 46% | 22% |
| Widowed | 14,940 | 5% | 18% |
| Divorced | 6,240 | 2% | 18% |
| Seperated | 2,680 | 1% | 16% |
| Single | 140,140 | 46% | 25% |
| Avg Number of Children | 2.61(Italian-American) | | 2.61(Nassau County) |
| Senior Citizen | 25,920 | 9% | 19% |
| Culture | | | |
| Birth Place | | | |
| US | 276,780 | 91% | 24% |
| Foreign born | 27,240 | 9% | 18% |
| Language | | | |
| Eng. and Other Lang. | 48,140 | 16% | 28% |
| Education | | | |
| School Population | | | |
| Preschool | 18,920 | 6% | 27% |
| Elementary | 49,280 | 16% | 26% |
| High School | 34,020 | 11% | 26% |
| Education Attainment(21+ years old) | | | |
| Less than H.S. | 55,560 | 28% | 29% |
| High School Only | 77,200 | 40% | 24% |
| Some College | 35,200 | 18% | 18% |
| College Only | 13,600 | 7% | 14% |
| Graduate Studies | 10,860 | 6% | 13% |
| Doctoral Level | 2,600 | 1% | 10% |

(Demographics of Italian-American - continued)

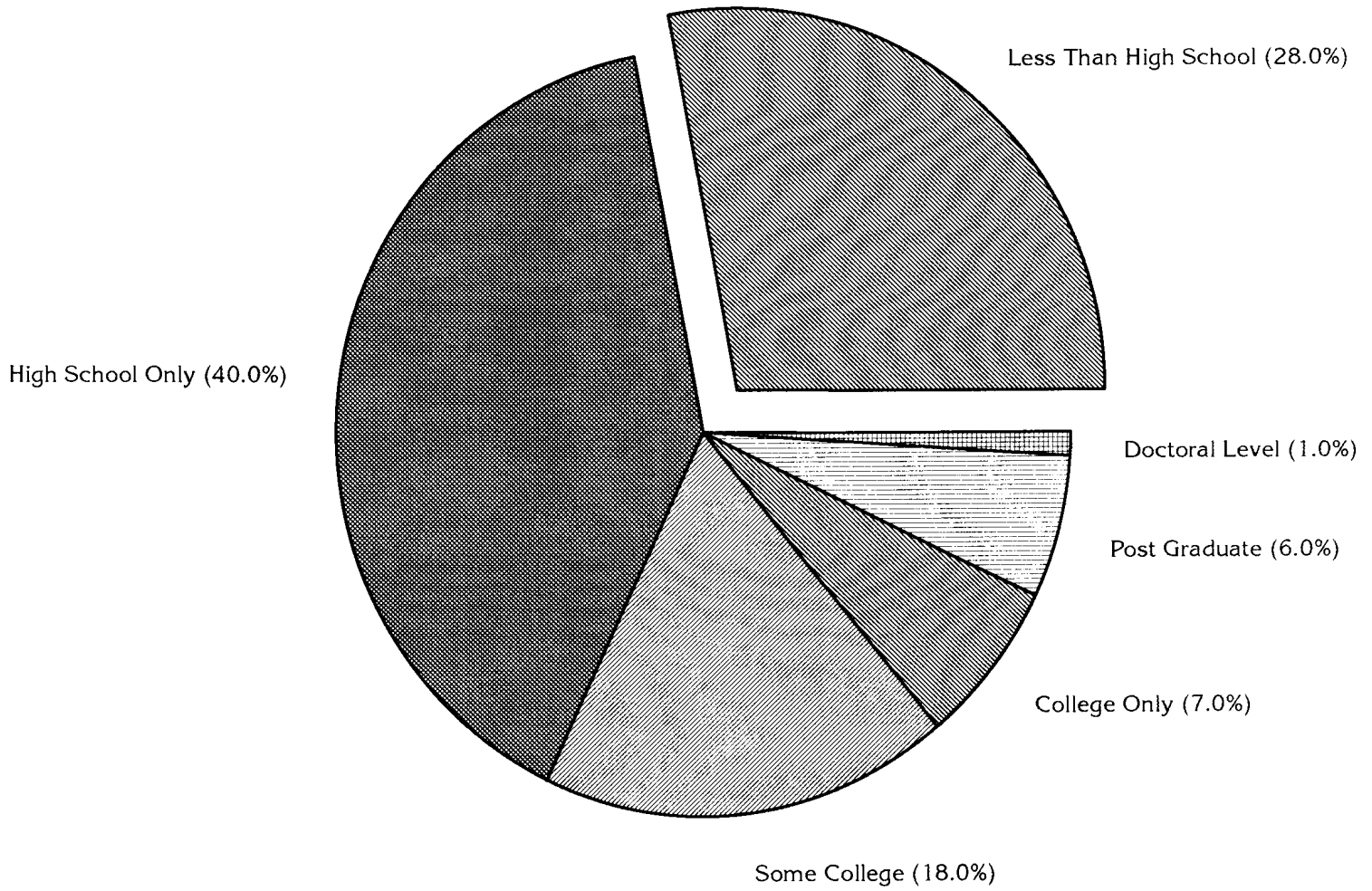
| | Number of Italian-Americans | % Within Total Italian-Americans | % Italian-Americans in Total Nassau County |
|--------------------------------------|--------------------------------|-------------------------------------|-----------------------------------------------|
| Employment/Career Development | | | |
| Employed | 171,320 | 56% | 22% |
| Civilian Employment | 137,820 | 45% | 22% |
| Labor | | | |
| Private Wage Worker | 128,860 | 75% | 23% |
| Federal | 4,380 | 3% | 23% |
| State | 3,100 | 2% | 20% |
| Local | 19,380 | 11% | 20% |
| Self Employed | 8,640 | 5% | 21% |
| Other | 6,960 | 4% | 17% |
| Industries | | | |
| Agriculture | 1,720 | 1% | 29% |
| Construction | 10,300 | 6% | 32% |
| Manufacturing | 28,900 | 17% | 24% |
| Transport & Comm | 19,080 | 11% | 26% |
| Trade | 42,860 | 25% | 24% |
| Finance & Real Est. | 15,540 | 9% | 22% |
| Business & Repair | 9,540 | 5% | 21% |
| Personal Service | 4,380 | 3% | 21% |
| Entertainment | 3,140 | 2% | 23% |
| Professional | 27,120 | 16% | 16% |
| Public Administration | 8,260 | 5% | 22% |
| Other | 480 | Less than 1% | 22% |
| Occupations | | | |
| Mangerial & Professional | 34,380 | 20% | 16% |
| Technical Sales | 65,760 | 38% | 23% |
| Service | 21,240 | 12% | 23% |
| Farming | 2,240 | 1% | 30% |
| Production | 22,440 | 13% | 29% |
| Operator Labor | 24,780 | 14% | 30% |
| Other | 480 | Less than 1% | 22% |
| Work Disability | 17,500 | 6% | 20% |
| Unemployment Rate | 7,920 | 5% | 26% |
| Economics | | | |
| Family Income | | | |
| Low Income (<10k) | 33,660 | 11% | 18% |
| Middle Income | 241,600 | 79% | 26% |
| High Income (>50k) | 28,760 | 9% | 15% |
| Wage Income | | | |
| Low (<10k) | 66,620 | 46% | 24% |
| Middle | 77,080 | 53% | 22% |
| High(>50k) | 1,940 | 1% | 9% |
| Interest Income | 68,000 | 22% | 19% |
| Public Assistance Income | 3,880 | 1% | 19% |
| Social Security Income | 29,880 | 10% | 20% |
| Other Income | 26,260 | 9% | 21% |
| Below Poverty | 11,220 | 4% | 19% |

*Reference: 1980 Housing and Population Data; U.S. Census Bureau; Department of Commerce

Italian-American Educational Attainment by Region: U.S.A., N.Y.S., N.Y.C., Nassau County



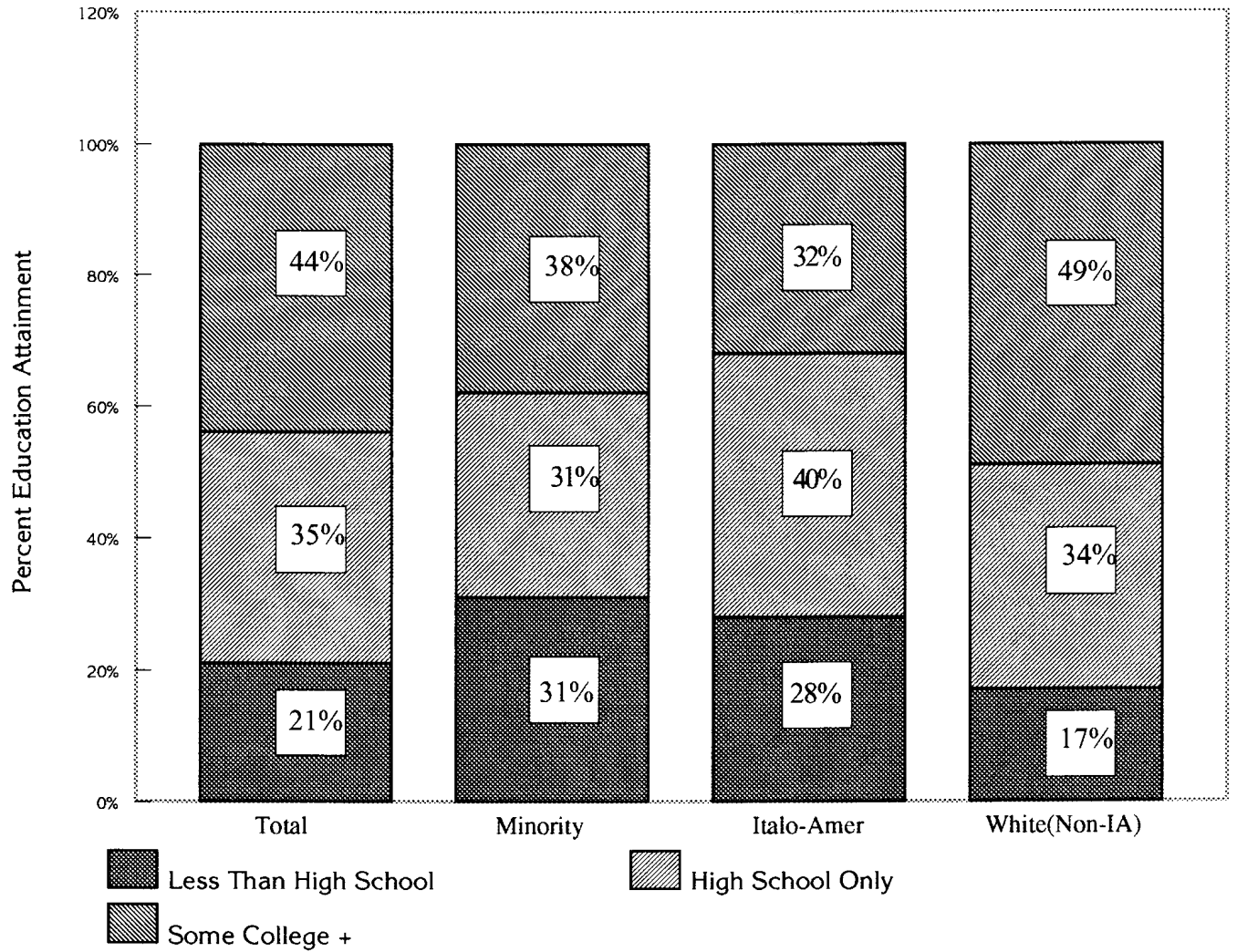
Nassau County Italian-American Education Profile (21 Years and Older)



Reference: John D. Calandra Italian American Institute; Dropout Rate Model
Utilizing 1980 Census Data and 1987-1988 NYC Board of Education Data

Nassau County

Educational Attainment by Race and Ethnicity



Population Group

Reference: The John D. Calandra Italian American Institute; 1980 Census Data