

The City University of New York



Statistical Profile of Italian Americans in Bronx: Socio-Demographics, and Educational Achievement Level

Dr. Joseph V. Scelsa
Director

Dr. Vincenzo Milione
Assistant Director
for Education and Research

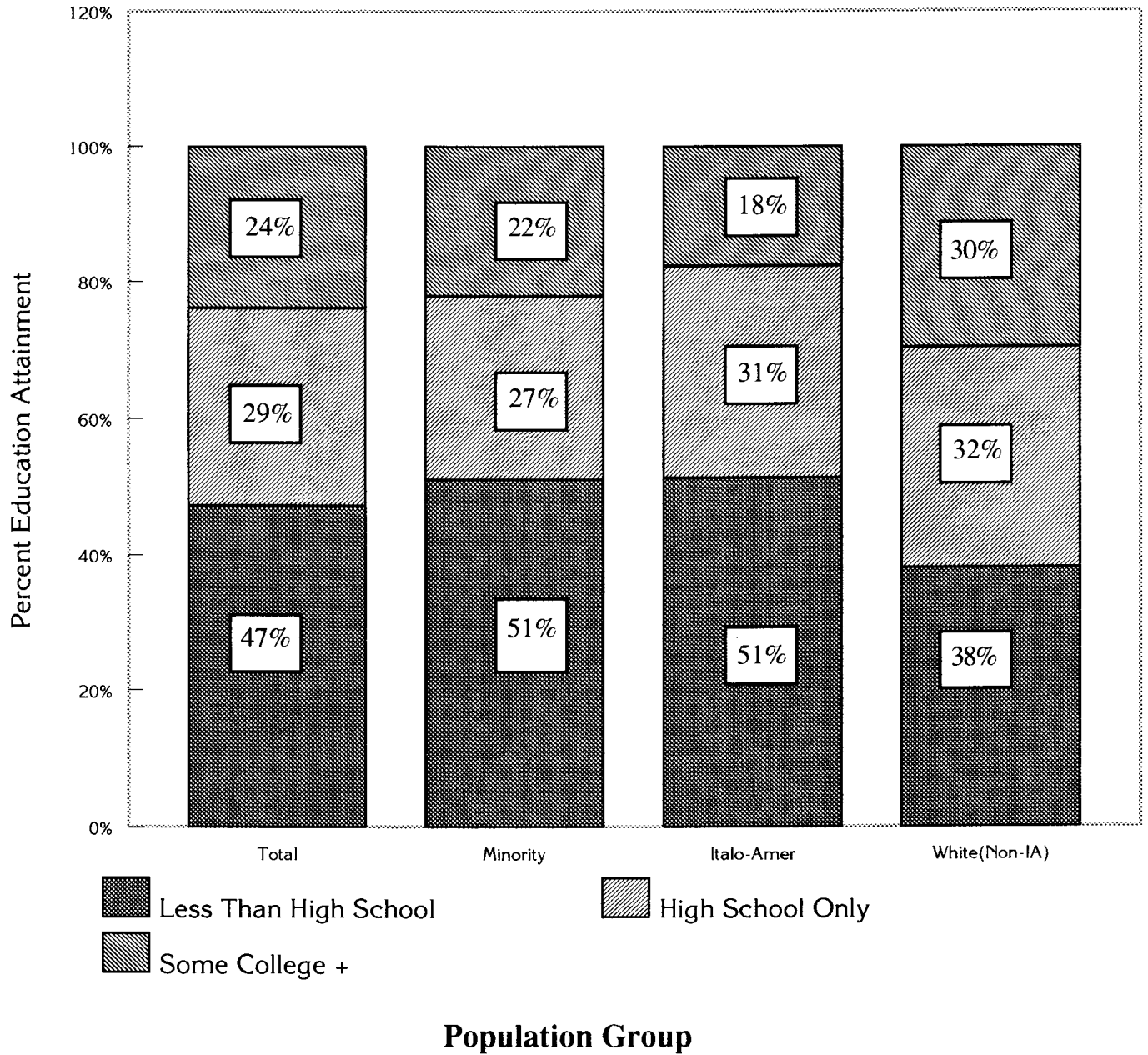
Assisted by
Carmine Pizzirusso

September 1991

©John D. Calandra Italian American Institute

Bronx

Education Attainment by Race and Ethnicity

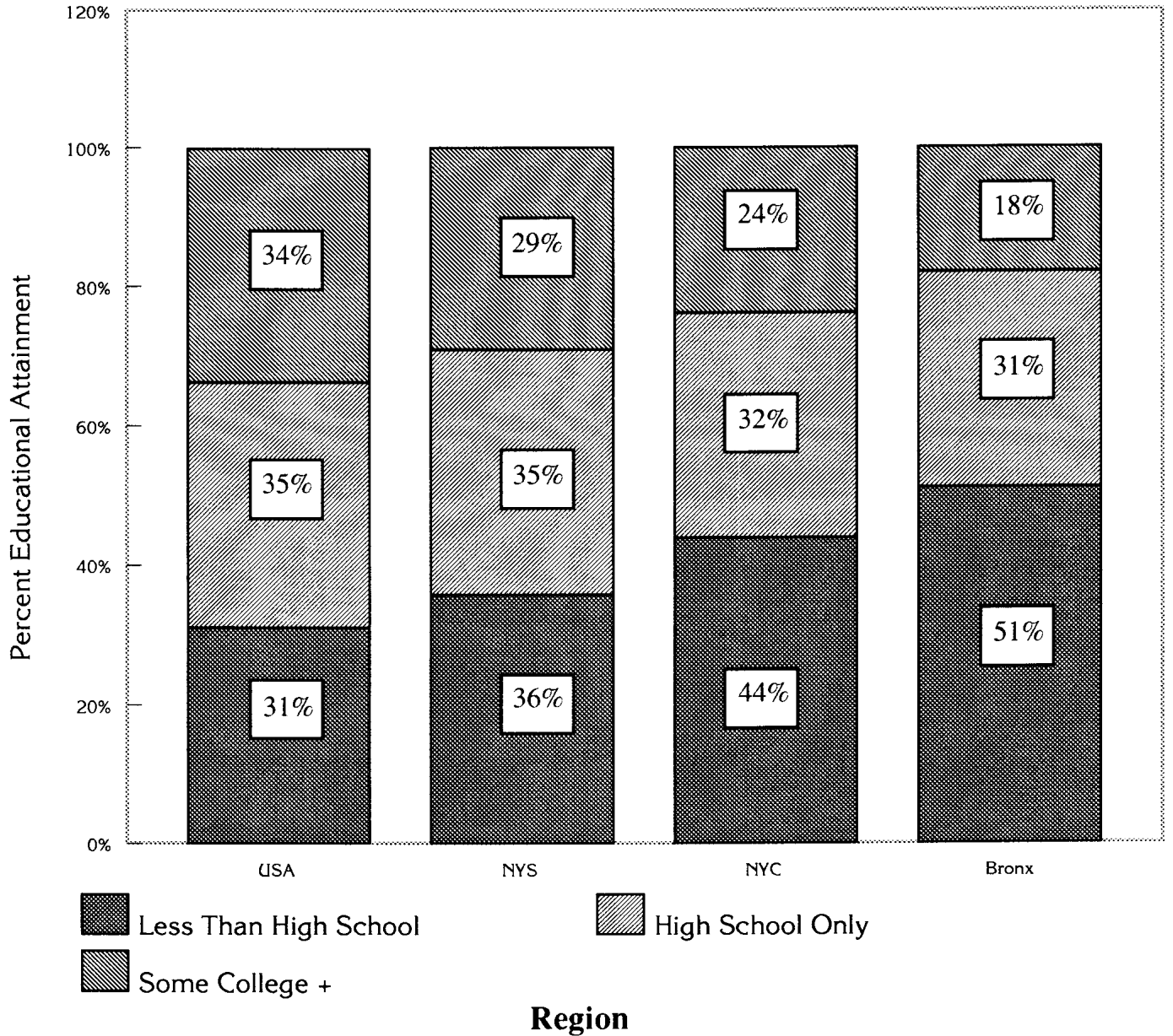


Reference: The John D. Calandra Italian American Institute; 1980 Census Data

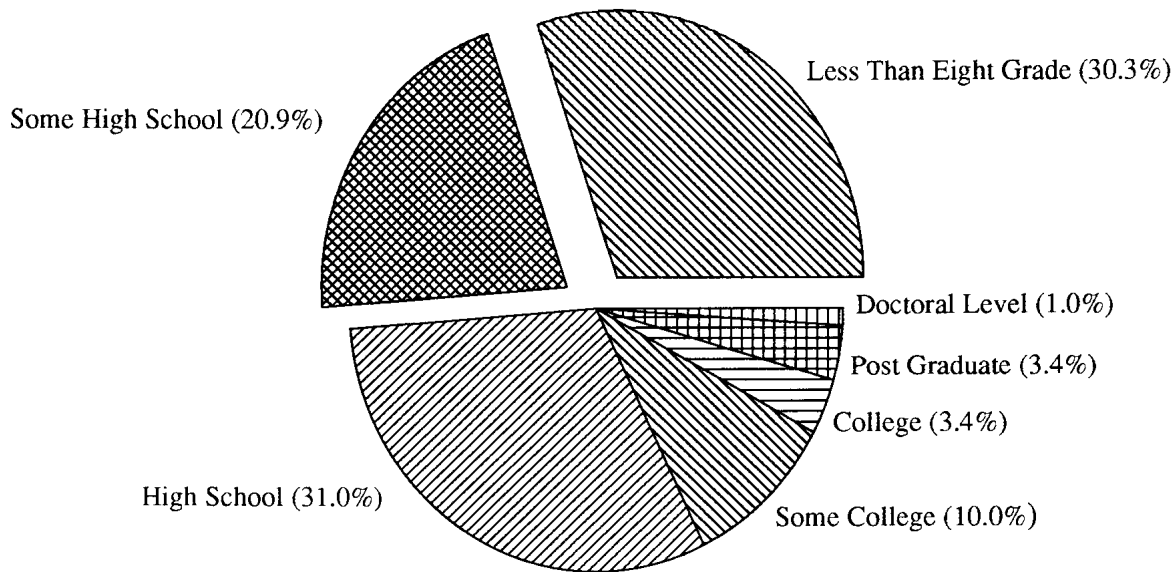
Italian-American

Education Attainment

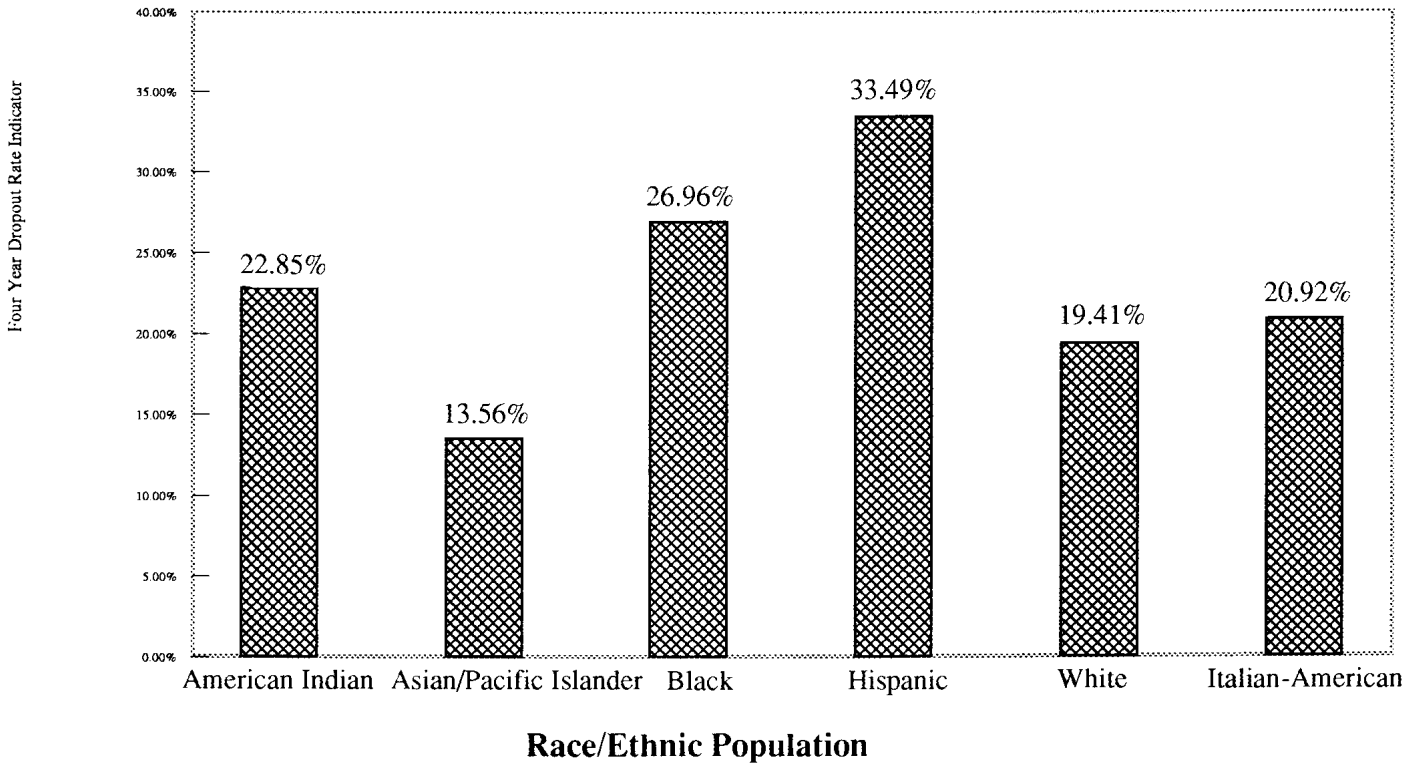
by Region: U.S.A., N.Y.S., N.Y.C., Bronx



Bronx Italian-American Educational Profile



Bronx High School Dropout Rate Indicator (By Race and Ethnicity)



Reference: John D. Calandra Italian American Institute; Dropout Rate Model
Utilizing 1980 Census Data and 1987-1988 NYC Board of Education Data



The City University of New York

The John D. Calandra Italian American Institute
 Graduate Center
 25 West 43 Street
 New York, N.Y. 10036
 (212) 642-2094

Demographics of Italian-Americans in Bronx*

	Number of Italian-Americans	% Within Total Italian-Americans	% Italian-Americans in Total Bronx
Population			
Italian-Americans	127,240	100%	11%
U.S. Citizenship			
Non-Citizen	7,420	6%	8%
Citizen	120,000	94%	11%
Veteran	15,020	12%	16%
Family			
Females	66,680	52%	10%
Marital Status			
Married	58,760	46%	15%
Widow	12,600	10%	14%
Divorce	3,560	3%	7%
Separate	2,580	2%	4%
Single	49,740	39%	8%
Avg Number of Children	2.55(Italian-American)		2.67(Bronx)
Senior Citizen	25,840	20%	17%
Culture			
Birth Place			
US	99,100	78%	13%
Foreign born	28,140	22%	7%
Language			
Eng. and Other Lang.	48,120	38%	10%
Education			
School Population			
Preschool	5,580	4%	6%
Elementary	13,220	10%	7%
High School	9,600	8%	9%
Education Attainment (21+ years old)			
Less than H.S.	49,380	52%	14%
High School Only	29,920	31%	14%
Some College	9,660	10%	9%
College	3,320	3%	11%
Graduate Studies	3,280	3%	11%
Doctoral Level	800	1%	8%

(Demographics of Italian-Americans in Bronx- continued)

	Number of Italian-Americans	% Within Total Italian-Americans	% Italian-Americans in Total Bronx
Employment/Careers			
Employed	67,640	53%	12%
Civilian Employment	52,180	41%	13%
Labor			
Private Wage Worker	54,040	80%	14%
Federal	2,680	4%	10%
State	1,040	2%	7%
Local	6,320	9%	8%
Self Employed	3,560	5%	16%
Industries			
Agriculture	200	Less than 1%	14%
Construction	4,780	7%	25%
Manufacturing	11,760	17%	13%
Transport & Comm	7,240	11%	14%
Trade	16,280	24%	16%
Finance & Real Est.	6,720	10%	13%
Business & Repair	3,580	5%	11%
Personal Service	1,660	2%	8%
Entertainment	1,080	2%	18%
Professional	11,480	17%	9%
Public Administration	2,740	4%	10%
Other	120	Less than 1%	---
Occupations			
Managerial & Professional	9,680	14%	11%
Technical Sales	25,840	38%	13%
Service	9,120	13%	9%
Farming	480	1%	17%
Production	9,500	14%	19%
Operator Labor	12,900	19%	13%
Other	120	Less than 1%	---
Work Disability	14,180	11%	11%
Unemployment Rate	3,620	7%	9%
Economics			
Family income			
Low Income (<10k)	39,240	31%	7%
Middle Income	83,940	66%	14%
High Income (>50k)	4,060	3%	14%
Wage Income			
Low (<10k)	26,720	48%	12%
Middle	26,200	52%	14%
High (>50k)	100	Less than 1%	5%
Interest Income	25,360	20%	19%
Public Assistance Income	5,460	4%	5%
Social Security	25,920	20%	17%
Other Income	14,740	12%	16%
Below Poverty	14,080	11%	1%

*Reference: 1980 Housing and Population Data; U.S. Census Bureau; Department of Commerce